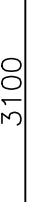

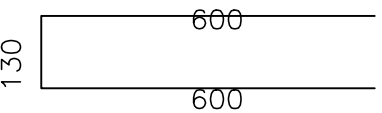


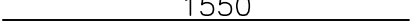
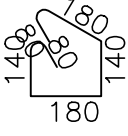


TABULKA VÝZTUŽE

Č. POL.	POČET KS	D [mm]	D [mm]	TVAR	DÉLKA [m]	SPEC. HMOTNOST [kg/m]	CELKOVÁ DÉLKA [m]	HMOTNOST [kg]
1	18	12	12		3.10	0.888	55.80	49.6
2	224	8	8		1.20	0.395	268.80	106.2
3	590	8	8		1.33	0.395	784.70	310.0
4	748	8	8		0.30	0.395	224.40	88.6
5	7	8	8		2.54	0.395	17.78	7.0
6	14	12	12		1.55	0.888	21.70	19.3
7	56	8	8		0.80	0.395	44.80	17.7

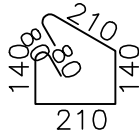
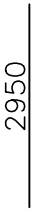
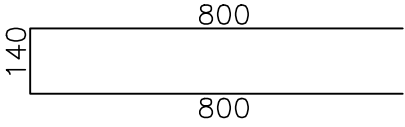
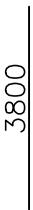
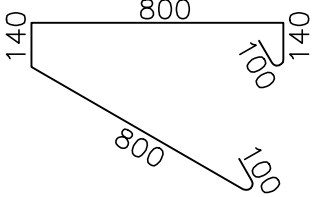
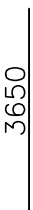
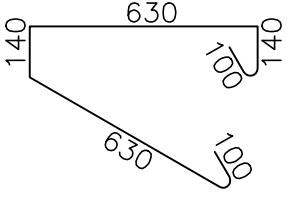
ČÍSLO VÝKRESU

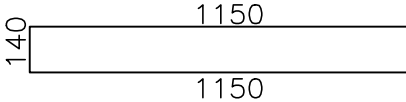
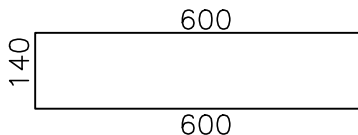
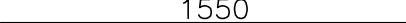

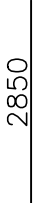
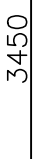
PPS- 01/24-D.1.2.2.b-

05

STRANA

01

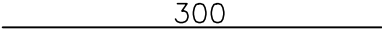
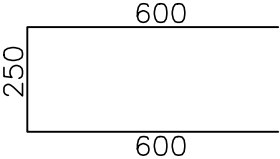



Č. POL.	POČET KS	D [mm]	D [mm]	TVAR	DÉLKA [m]	SPEC. HMOTNOST [kg/m]	CELKOVÁ DÉLKA [m]	HMOTNOST [kg]
8	56	8	8		0.86	0.395	48.16	19.0
9	16	12	12		2.95	0.888	47.20	41.9
10	8	8	8		1.74	0.395	13.92	5.5
11	18	12	12		3.80	0.888	68.40	60.7
12	8	8	8		2.08	0.395	16.64	6.6
13	18	12	12		3.65	0.888	65.70	58.3
14	8	8	8		1.74	0.395	13.92	5.5

Č. POL.	POČET KS	D [mm]	D [mm]	TVAR	DÉLKA [m]	SPEC. HMOTNOST [kg/m]	CELKOVÁ DÉLKA [m]	HMOTNOST [kg]
15	7	8	8		2.44	0.395	17.08	6.7
16	56	12	12		1.34	0.888	75.04	66.6
17	18	8	8		1.55	0.395	27.90	11.0
18	12	8	8		3.00	0.395	36.00	14.2
19	8	12	12		2.85	0.888	22.80	20.2
20	18	12	12		3.45	0.888	62.10	55.1
HMOTNOST CELKEM [kg]								969.911

VÝPIS SÍTÍ

Č. POL.	ŠÍŘKA [m]	DÉLKA [m]	POČET KS	SÍŤ KARI SZ
				Ø8/150-Ø8/150
S1	1,20	2,40	2	5,76
S2	1,50	2,40	4	14,40
S3	1,20	2,00	4	9,60
S4	1,50	2,00	4	12,00
S5	1,20	2,80	4	13,44
S6	1,50	2,80	10	42,00
S7	1,20	3,00	2	14,40
S8	1,50	3,00	4	18,00
S9	1,20	0,70	4	3,36
S10	1,50	0,70	4	4,20
S11	0,90	2,80	2	5,04
m ²				142,20
kg/m ²				5,27
kg				749,4
CELKEM				749,4 kg

TABULKA VÝZTUŽE

Č. POL.	POČET KS	D [mm]	D [mm]	TVAR	DÉLKA [m]	SPEC. HMOTNOST [kg/m]	CELKOVÁ DÉLKA [m]	HMOTNOST [kg]
1	100	12	12		0.30	0.888	30.00	26.6
2	11	12	12		1.45	0.888	15.95	14.2
3	4	12	12		4.14	0.888	16.56	14.7
4	4	12	12		1.80	0.888	7.20	6.4
5	4	12	12		2.10	0.888	8.40	7.5
HMOTNOST CELKEM [kg]								69.362

ČÍSLO VÝKRESU

PPS- 01/24-D.1.2.2.b-

06




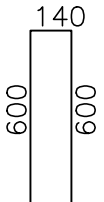



STRANA

01

VÝPIS SÍTÍ

Č. POL.	ŠÍŘKA [m]	DÉLKA [m]	POČET KS	SÍŤ KARI SZ
				Ø8/150-Ø8/150
S1	0,50	1,30	2	1,30
S1	0,90	1,70	2	3,06
m ²				4,36
kg/m ²				5,27
kg				23,0
CELKEM				23,0 kg

TABULKA VÝZTUŽE

Č. POL.	POČET KS	D [mm]	D [mm]	TVAR	DÉLKA [m]	SPEC. HMOTNOST [kg/m]	CELKOVÁ DÉLKA [m]	HMOTNOST [kg]
1	212	12	12		0.40	0.888	84.80	75.3
2	335	12	12		0.30	0.888	100.50	89.2
3	116	12	12		1.80	0.888	208.80	185.4
4	107	8	8		1.34	0.395	143.38	56.6
5	22	12	12		8.00	0.888	176.00	156.3
6	12	12	12		6.60	0.888	79.20	70.3
7	2	12	12		6.00	0.888	12.00	10.7

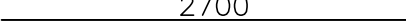
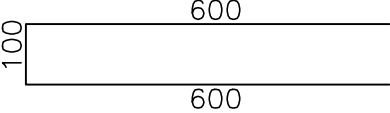

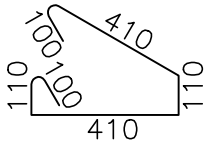
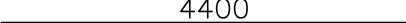

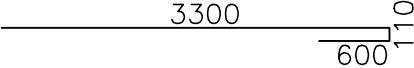
ČÍSLO VÝKRESU

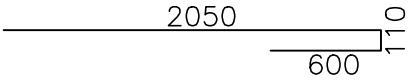
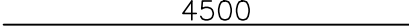
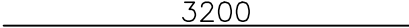
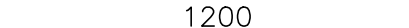
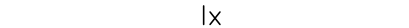

PPS- 01/24-D.1.2.2.b-

07

STRANA

01

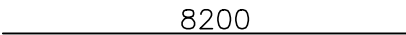
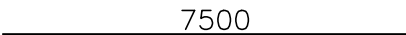

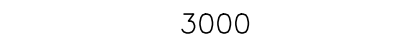



Č. POL.	POČET KS	D [mm]	D [mm]	TVAR	DÉLKA [m]	SPEC. HMOTNOST [kg/m]	CELKOVÁ DÉLKA [m]	HMOTNOST [kg]
8	12	12	12		2.70	0.888	32.40	28.8
9	348	8	8		1.30	0.395	452.40	178.7
10	81	8	8		1.70	0.395	137.70	54.4
11	5	8	8		1.24	0.395	6.20	2.4
12	20	8	8		4.40	0.395	88.00	34.8
13	56	8	8		3.70	0.395	207.20	81.8
14	112	12	12		4.01	0.888	449.12	398.8

Č. POL.	POČET KS	D [mm]	D [mm]	TVAR	DÉLKA [m]	SPEC. HMOTNOST [kg/m]	CELKOVÁ DÉLKA [m]	HMOTNOST [kg]
15	20	12	12		2.76	0.888	55.20	49.0
16	121	12	12		4.50	0.888	544.50	483.5
17	6	12	12		3.20	0.888	19.20	17.0
18	44	8	8		1.20	0.395	52.80	20.9
19	1	8	8		112.00	0.395	112.00	44.2
20	1	8	8		928.00	0.395	928.00	366.6
HMOTNOST CELKEM [kg]								2404.841

VÝPIS SÍTÍ

Č. POL.	ŠÍŘKA [m]	DÉLKA [m]	POČET KS	SÍŤ KARI SZ
				Ø8/150-Ø8/150
S1	1,00	3,00	10	30,00
S2	0,60	1,00	10	6,00
S3	2,00	3,00	22	132,00
S4	1,10	3,00	1	3,30
S5	2,00	2,00	4	16,00
S6	1,10	2,00	1	2,20
S7	1,70	2,00	1	3,40
S8	1,10	1,70	1	1,87
m ²				194,77
kg/m ²				5,27
kg				1026,4
CELKEM				1026,4 kg

TABULKA VÝZTUŽE

Č. POL.	POČET KS	D [mm]	D [mm]	TVAR	DÉLKA [m]	SPEC. HMOTNOST [kg/m]	CELKOVÁ DÉLKA [m]	HMOTNOST [kg]
1	4	14	14		8.20	1.208	32.80	39.6
2	20	14	14		7.50	1.208	150.00	181.2
3	12	14	14		3.75	1.208	45.00	54.4
4	14	14	14		3.00	1.208	42.00	50.7
5	10	10	10		2.54	0.617	25.40	15.7
6	26	10	10		1.74	0.617	45.24	27.9
7	77	10	10		1.34	0.617	103.18	63.7

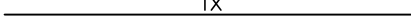
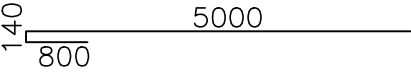
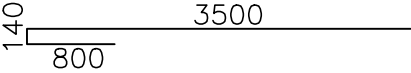
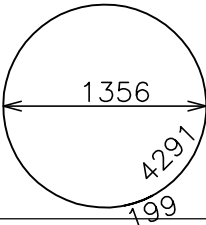
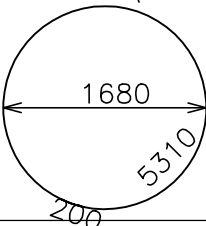
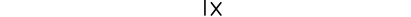
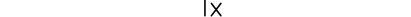
ČÍSLO VÝKRESU

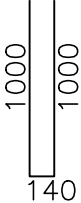

PPS- 01/24-D.1.2.2.b-

08

STRANA

01

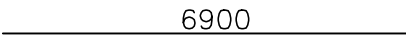
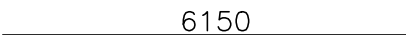
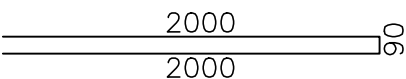
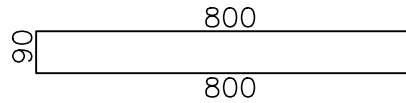


Č. POL.	POČET KS	D [mm]	D [mm]	TVAR	DÉLKA [m]	SPEC. HMOTNOST [kg/m]	CELKOVÁ DÉLKA [m]	HMOTNOST [kg]
8	1	14	14		168.00	1.208	168.00	202.9
9	162	14	14		5.94	1.208	962.28	1162.4
10	192	12	12		4.44	0.888	852.48	757.0
11	2	10	10		4.49	0.617	8.98	5.5
12	2	10	10		5.51	0.617	11.02	6.8
13	1	14	14		736.00	1.208	736.00	889.1
14	1	10	10		246.00	0.617	246.00	151.8

Č. POL.	POČET KS	D [mm]	D [mm]	TVAR	DÉLKA [m]	SPEC. HMOTNOST [kg/m]	CELKOVÁ DÉLKA [m]	HMOTNOST [kg]
15	16	14	14		2.14	1.208	34.24	41.4
16	12	10	10		1.20	0.617	14.40	8.9
HMOTNOST CELKEM [kg]								3659.003

VÝPIS SÍTÍ

Č. POL.	ŠÍŘKA [m]	DÉLKA [m]	POČET KS	SÍŤ KARI SZ Ø8/100-Ø8/100
S1	2,00	3,00	41	246,00
S2	1,50	2,00	9	27,00
S3	1,00	3,00	1	3,00
m ²				276,00
kg/m ²				7,90
kg				2180,4
CELKEM				2180,4 kg

TABULKA VÝZTUŽE

Č. POL.	POČET KS	D [mm]	D [mm]	TVAR	DÉLKA [m]	SPEC. HMOTNOST [kg/m]	CELKOVÁ DÉLKA [m]	HMOTNOST [kg]
1	8	12	12		6.90	0.888	55.20	49.0
2	14	12	12		6.15	0.888	86.10	76.5
3	142	12	12		4.09	0.888	580.78	515.7
4	97	12	12		1.69	0.888	163.93	145.6
5	12	8	8		4.10	0.395	49.20	19.4
6	1	12	12		378.00	0.888	378.00	335.7
HMOTNOST CELKEM [kg]								1141.875

ČÍSLO VÝKRESU

PPS- 01/24-D.1.2.2.b-

09

STRANA

01

VÝPIS SÍTÍ

Č. POL.	ŠÍŘKA [m]	DÉLKA [m]	POČET KS	SÍŤ KARI SZ
				Ø8/100-Ø8/100
S1	2,00	3,00	10	60,00
m ²				60,00
kg/m ²				7,90
kg				474,0
CELKEM				474,0 kg

VÝPIS SÍTÍ

Č. POL.	ŠÍŘKA [m]	DÉLKA [m]	POČET KS	SÍŤ KARI SZ
				Ø8/100-Ø8/100
S1	1,85	2,35	2	8,70
m ²				8,70
kg/m ²				7,90
kg				68,7
CELKEM				68,7 kg